

Monday 13 November 2023 – Morning

GCSE (9–1) Mathematics

J560/06 Paper 6 (Higher Tier)

Time allowed: 1 hour 30 minutes



You must have:

- the Formulae Sheet for Higher Tier (inside this document)

You can use:

- a scientific or graphical calculator
- geometrical instruments
- tracing paper



Please write clearly in black ink. **Do not write in the barcodes.**

Centre number

--	--	--	--	--

Candidate number

--	--	--	--

First name(s)

Last name

INSTRUCTIONS

- Use black ink. You can use an HB pencil, but only for graphs and diagrams.
- Write your answer to each question in the space provided. If you need extra space use the lined pages at the end of this booklet. The question numbers must be clearly shown.
- Answer **all** the questions.
- Where appropriate, your answer should be supported with working. Marks might be given for using a correct method, even if your answer is wrong.
- Use the π button on your calculator or take π to be 3.142 unless the question says something different.

INFORMATION

- The total mark for this paper is **100**.
- The marks for each question are shown in brackets [].
- This document has **24** pages.

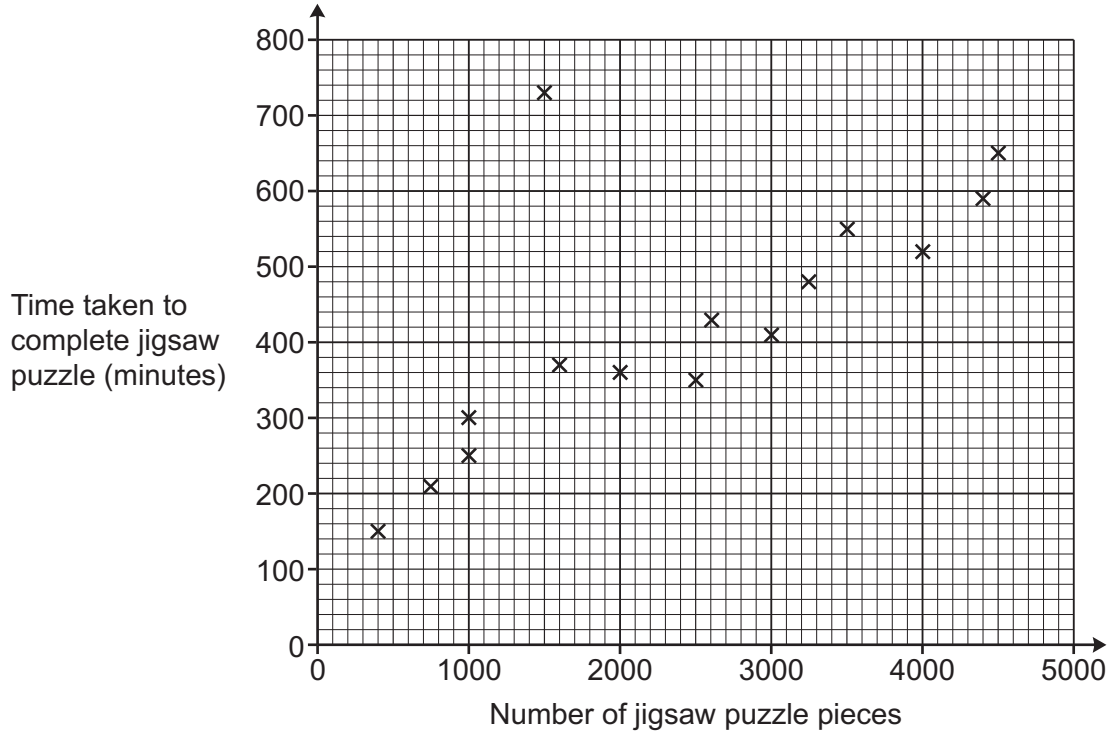
ADVICE

- Read each question carefully before you start your answer.

1 Beth completes some jigsaw puzzles and records the following information.

- The number of pieces in the jigsaw puzzle.
- The time taken to complete the jigsaw puzzle, in minutes.

Beth shows this information in a scatter diagram.



(a) (i) Beth completes two more jigsaw puzzles.

- A 3000 piece jigsaw puzzle taking 460 minutes.
- A 1300 piece jigsaw puzzle taking 320 minutes.

Show this information on the scatter diagram.

[1]

(ii) Describe the type of correlation shown on the scatter diagram.

(a)(ii) [1]

(b) One of Beth’s jigsaw puzzles was described as “the most difficult jigsaw puzzle you will ever try”.

(i) Circle the most likely jigsaw puzzle on the scatter diagram.

[1]

(ii) Give a reason why you chose this jigsaw puzzle.

.....

.....

..... [1]

- (c) (i) Draw a line of best fit on the scatter diagram. [1]
- (ii) Use your line of best fit to estimate how many pieces are in a jigsaw puzzle that takes Beth 500 minutes to complete.

(c)(ii) pieces [1]

- (d) Explain why Beth should **not** use her scatter diagram to estimate how long it will take to complete a jigsaw puzzle containing 8000 pieces.

.....

.....

..... [1]

- 2 A restaurant menu has 4 main courses and 3 side dishes.
For their meal, each customer chooses 1 main course and 1 side dish.

Main course		Side dish	
Beef burger	£6	Salad	£2
Lasagna	£7	Chips	£3
Veggie burger	£5	Garlic bread	£1
Turkey stew	£6		

Work out the percentage of possible meals that cost less than £8.

..... % [4]

3 Write these numbers in order of size, starting with the smallest.

0.36% $\frac{1}{333}$ 0.03 3.1×10^{-3}

.....,,, [4]
smallest

4 Casey's mobile phone gives a weekly report showing the amount of time they use their phone.

This week the report says that the phone was used

- for 217 minutes
- 24% more than last week.

Calculate Casey's phone usage last week.

..... minutes [3]

5 A sheet of A4 card weighs 1.19×10^{-2} kg.

(a) Work out the weight of 500 sheets of the A4 card.

(a)kg [2]

(b) Card is classified using W , the weight in grams per square metre (gsm).

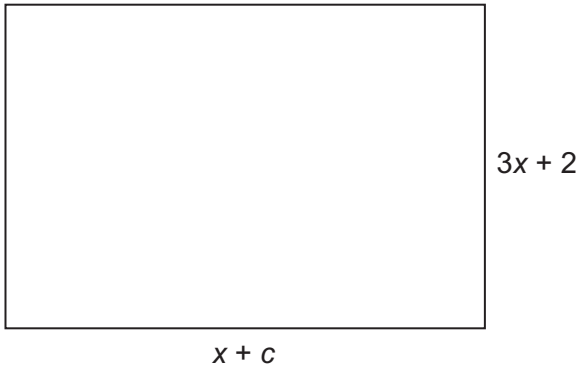
$$W = \frac{\text{weight in grams}}{\text{area in square metres}}$$

A sheet of A4 card is a rectangle that is 21 cm by 29.7 cm.

Calculate W for this A4 card.

(b) gsm [4]

- 6 The area of this rectangle can be written as $ax^2 + bx - 10$.

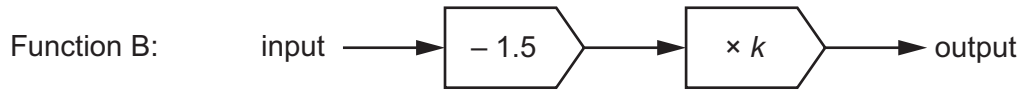


Not to scale

Find the values of a , b and c .
You must show your working.

$a = \dots\dots\dots$, $b = \dots\dots\dots$ and $c = \dots\dots\dots$ [5]

7 Here are two functions.



5 is input into Function A.

5 is also input into Function B.

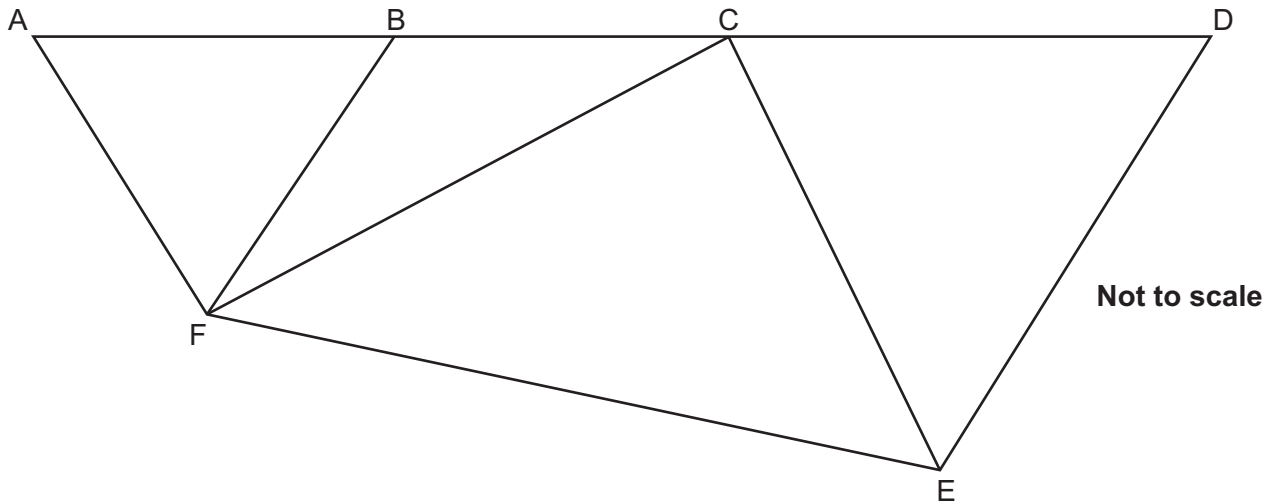
The output of Function A is 10 times the output of Function B.

Work out the value of k .

You must show your working.

$k = \dots\dots\dots$ [5]

8 The diagram shows four triangles that are joined together.



- Points A, B, C and D lie on a straight line.
- Triangles ABF and CDE are equilateral triangles.
- Triangle BCF is an isosceles triangle with $BF = BC$.

Show that triangle CEF is a right-angled triangle.
 Give a reason for each stage of your working.
 Use the template below to help present your work. You may not need all of the lines.

Angle = $^{\circ}$ because

.....

Angle = $^{\circ}$ because

.....

Angle = $^{\circ}$ because

.....

Angle = $^{\circ}$ because

.....

Angle = $^{\circ}$ because

.....

Angle = $^{\circ}$ because

.....

Angle = $^{\circ}$ because

.....

[5]

Turn over

- 9 A large box of chocolates contains dark, milk and white chocolates.
When Riley opens the box, the ratio of dark to milk to white chocolates is 3 : 2 : 4.
Riley's family eat 6 of the dark chocolates, none of the milk chocolates and all of the white chocolates.
The ratio of dark to milk chocolates is now 9 : 8.

How many **white** chocolates did Riley's family eat?

..... white chocolates [4]

10 (a) x and y are related by the equation $xy = 36$.

Tick the correct statement.

y is directly proportional to x

y is inversely proportional to x

y is not proportional to x

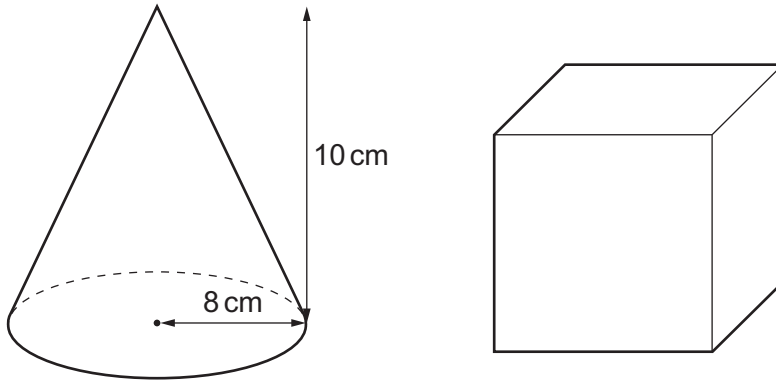
[1]

(b) y is inversely proportional to x^4 .
 $y = 2.5$ when $x = 2$.

Find a formula linking x and y .

(b) [3]

- 11 The diagram shows a cone and a cube.
The cone has radius 8 cm and height 10 cm.



The volume of the cone is equal to the volume of the cube.

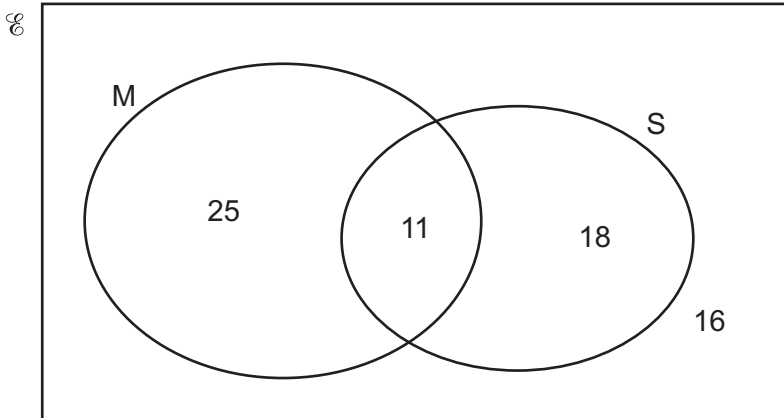
Work out the length of one side of the cube.

[The volume V of a cone with radius r and height h is $V = \frac{1}{3}\pi r^2 h$.]

..... cm [4]

- 12 A cafe owner recorded information about customer orders for coffee. They recorded whether the customer asked for milk (M) and whether the customer asked for sugar (S).

The results are shown in this Venn diagram.



- (a) One of the customers is chosen at random.

Find the probability that the customer asked for sugar.

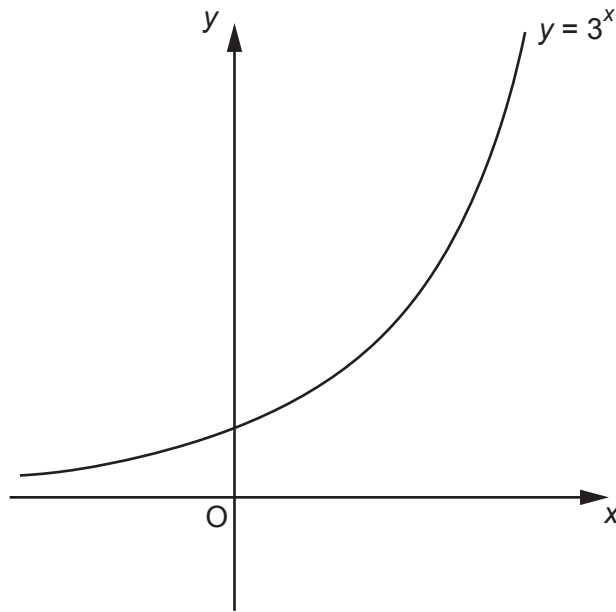
(a) [2]

- (b) One of the customers is chosen at random.

Find the probability that the customer asked for sugar given that they asked for milk.

(b) [2]

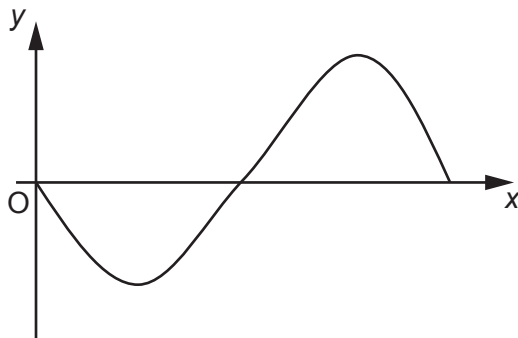
13 (a) The graph of $y = 3^x$ is sketched below.



On the same axes, sketch the graph of $y = 2^x$.

[3]

(b) Charlie sketches this graph.



Charlie says

The equation of my graph is $y = \sin x$.

(i) Explain how you know that Charlie is **not** correct.

.....

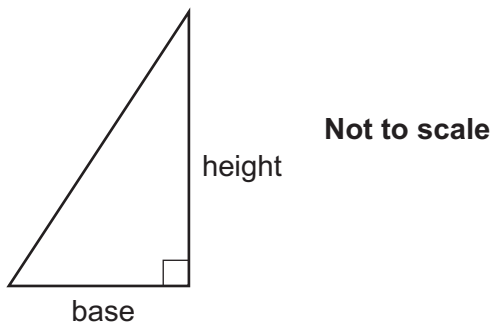
.....

..... [1]

(ii) Write down a possible equation for Charlie's graph.

(b)(ii) [1]

14 Here is a right-angled triangle.



The area of the triangle is 100cm^2 , correct to the nearest 10cm^2 .
The length of the base of the triangle is 8cm , correct to the nearest cm .

Calculate the largest possible height of the triangle.

..... cm [4]

- 15 (a) Sasha and Taylor are asked to find how many solutions the equation $5(x+2)^2 = 45$ has.

Here is **Sasha's** answer.

$$\begin{aligned} 5(x+2)^2 &= 45 \\ (x+2)^2 &= 9 \\ x+2 &= 3 \\ x &= 1 \end{aligned}$$

There is one solution.

Here is **Taylor's** answer.

$$\begin{aligned} 5(x+2)^2 &= 45 \\ (x+2)^2 &= 9 \\ x+2 &= 3 \text{ or } x+2 = -3 \\ x &= 1 \text{ or } x = -5 \end{aligned}$$

There are two solutions.

Decide who is correct, Sasha or Taylor, and give the reason for your decision.

..... is correct because

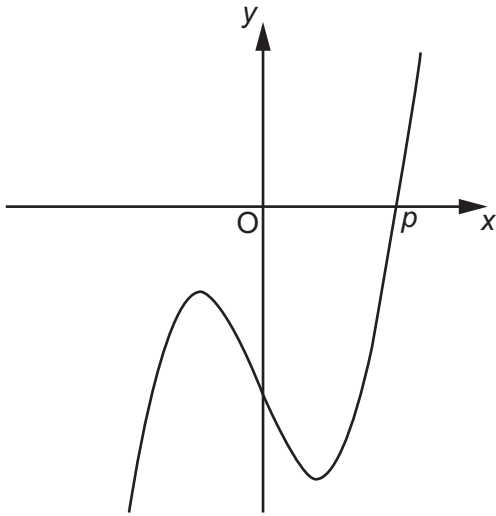
..... [1]

- (b) Solve this equation algebraically.
Give your answers correct to **2** decimal places.
You must show your working.

$$x^2 - 5x + 3 = 0$$

(b) $x = \dots\dots\dots$ or $x = \dots\dots\dots$ [4]

- 16 The graph of $y = x^5 - 70x - 150$ is sketched below.
The root of the equation $x^5 - 70x - 150 = 0$ is p .



- (a) Show that $3 < p < 4$.

[3]

- (b) Find a smaller interval that contains the value of p .
You must show calculations to support your answer.

(b) $< p <$ [3]

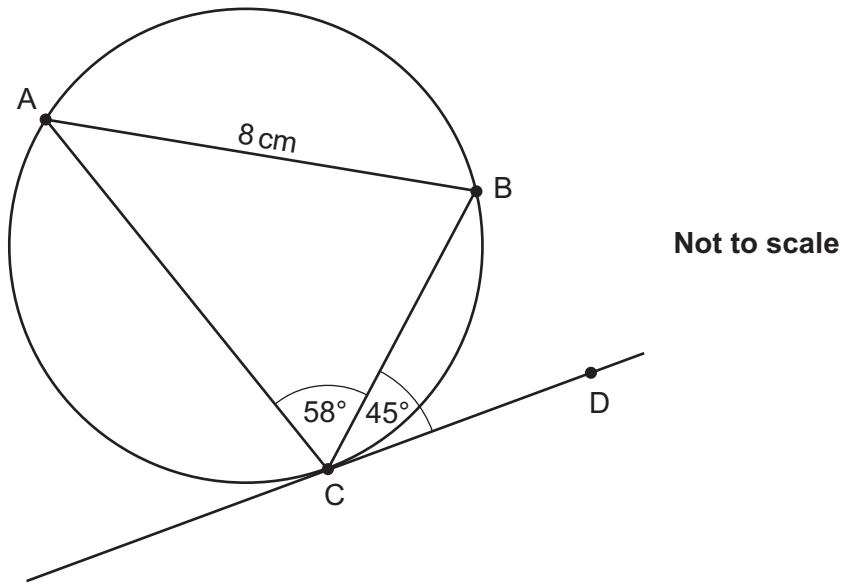
Turn over

- 17 Hiro invests £2500 for 2 years in a bank account paying $r\%$ per year compound interest. At the end of 2 years, the amount in the bank account is £2704.

Calculate r .

$r = \dots\dots\dots$ [4]

18 A, B and C are points on the circumference of a circle.



Points C and D lie on a tangent to the circle at C.
 Angle BCD = 45° .
 Angle ACB = 58° .
 AB = 8 cm.

Find the length of BC.

..... cm [4]

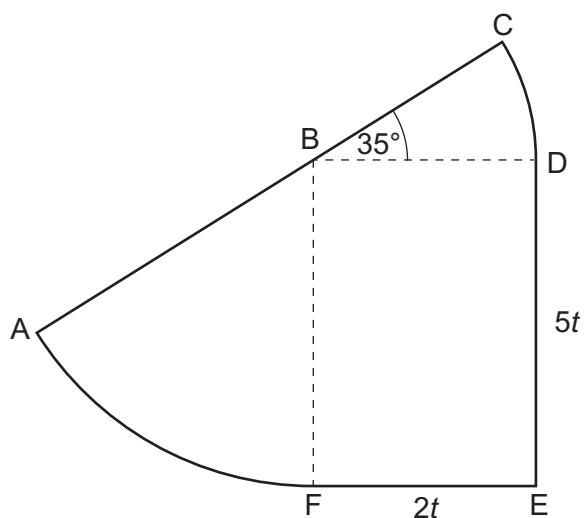
- 19 A fitness centre records how long each customer spends in the gym.
This **cumulative frequency** table summarises the results.

Time (t minutes)	Cumulative frequency
$t \leq 10$	6
$t \leq 20$	24
$t \leq 30$	35
$t \leq 40$	48
$t \leq 50$	60
$t \leq 60$	74

Calculate an estimate of the mean time the customers spend in the gym.
You must show your working.
You may use the table above to help present your work.

..... minutes [5]

- 20 This shape is formed from a rectangle and two sectors of circles.



Not to scale

Points A, B and C lie on a straight line.

Angle $CBD = 35^\circ$.

$DE = 5t$ and $EF = 2t$.

- (a) Explain why $BC = 2t$.
Give a reason for each step of your explanation.

.....

.....

..... [2]

- (b) Show that the perimeter of the shape is $\frac{23}{12}\pi t + 14t$. [5]

21 Simplify fully.

$$\frac{x^3 + 8x^2 + 15x}{x^3 - 9x}$$

..... [5]

END OF QUESTION PAPER

ADDITIONAL ANSWER SPACE

If additional space is required, you should use the following lined page(s). The question number(s) must be clearly shown in the margin(s).

A large area of lined paper for writing answers. It features a vertical margin line on the left side and horizontal dotted lines for writing. The lines are evenly spaced and extend across the width of the page.

A large area of the page is filled with horizontal dotted lines, providing a space for writing answers. A solid vertical line runs down the left side of this area, approximately one-tenth of the way from the left edge.

OCR

Oxford Cambridge and RSA

Copyright Information

OCR is committed to seeking permission to reproduce all third-party content that it uses in its assessment materials. OCR has attempted to identify and contact all copyright holders whose work is used in this paper. To avoid the issue of disclosure of answer-related information to candidates, all copyright acknowledgements are reproduced in the OCR Copyright Acknowledgements Booklet. This is produced for each series of examinations and is freely available to download from our public website (www.ocr.org.uk) after the live examination series.

If OCR has unwittingly failed to correctly acknowledge or clear any third-party content in this assessment material, OCR will be happy to correct its mistake at the earliest possible opportunity.

For queries or further information please contact The OCR Copyright Team, The Triangle Building, Shaftesbury Road, Cambridge CB2 8EA.

OCR is part of Cambridge University Press & Assessment, which is itself a department of the University of Cambridge.